

Power Solutions

- Telecom Power
- Medical Power
- Flat Panel Power
- Electric Power
- Display Power
- LED Power
- Laser Power
- OA Power
- Datacenter and Networking Power Solutions
- Solar & BESS & EV Charging Solution
- Bi-directional Inverters for Portable Power

Industrial Automation

- Servo System
- Control System
- Elevator Controller
- Linear Motors
- IoT Solution
- Encoder
- Variable Frequency Drive
- Internal Gear Pump

eMobility & EV Infrastructure

- Integrated Charging System (OBC & DC-DC)
- E-Compressor
- TV EDU
- Inverter
- Intelligent Active Hydraulic Suspension (i-AHS)
- Thermal Mgmt. System
- Power Electronic Unit (2-in-1, 3-in-1)
- Construction Machinery Controller
- Railway A/C Controller
- Railway VFD
- Light Electric Vehicle Motors, Inverters, and Charging System

Intelligent Equipment

- Intelligent Welding
- Industrial Microwave
- Automatic Car Washing Machine
- Electric Submersible-Progressing Cavity Pump
- Polysilicon Water Quenching Equipment
- Intelligent Lifting Devices

Home Appliance Control Solutions

- Residential A/C Controller
- Vehicle A/C Controller
- Refrigerator Controller
- Industrial Microwave
- Commercial A/C Controller
- Solar A/C Controller
- Washer/Dryer Controller
- Smart Bidet
- Heat Pump Controller
- Mini Compressor Controller
- Residential Microwave
- RF Thawing System

Precision Connection

- FFC
- FPC
- Coaxial Cable
- CCS
- Litz Wire
- Peek Wire

SHENZHEN MEGMEET ELECTRICAL CO., LTD.

Addr. 1: 5th Floor, Block B, Unisplendour Information Harbor, Langshan Rd., Science & Technology Park, Nanshan District, Shenzhen, 518057, China

Addr. 2: 34th Floor, High-tech Zone Union Tower, No.63 Xuefu Road, Nanshan District, Shenzhen, 518057, China

Version: 202507

MEGMEET reserves the right to modify the technical parameters and appearance of the products in this catalogue without prior advice to the users.

FOLLOW US



Laser Power Supply Solutions

Relying on more than 20 years of technological accumulation in the power supply industry, MEGMEET provides the power supply solutions with high efficiency, high power density and high reliability for the industrial field customers.





10

9

3,0

Cinema Series

Laser

It is a modular power supply integrating DC power supply and laser constant current drive, with multiple laser constant current drive outputs. Its total power is greater than 1500 W, with RS485 signal communication, which supports for multi-module parallel communication and a variety of laser brightness adjustment method. It is widely used in cinema projection, engineering projection, billboard projection, stage lights and other occasions.



Key Features


- DC output and constant current laser drive in one
- Constant current drive with two current feedback loops, high output accuracy
- Support multi-module parallel communication
- Metal enclosure with built-in fan for heat dissipation

Parameter	MPL1600-GF
Input Voltage	200 to 240 VAC
Frequency	50 Hz
Power Factor	PF > 0.92 @ 220 VAC 100% load
Input Protection	AC undervoltage protection
Output Voltage / Current	24 V / 20 A; LD1: 38 to 61 V / 3.5 A; LD2 / LD3 / LD4: 44 to 68 V / 3.5 A; LD5: 22 to 36 V / 3.5 A; LD6: 27.5 to 68 V / 2.3 A
Output Power	1617 W
DC Voltage Regulation Accuracy	± 5%
Constant Current Regulation Accuracy	± 5%
Output Protection	OVP, OCP, OSP, OTP
Efficiency	≥ 85% @ 220 VAC 100% load
Communication Port	RS485
Brightness Adjustment	ADJ, PWM, HDR
Cooling Mode	Fan cooling
Operating Temperature	-20 °C to +40 °C
Dimension (D x W x H)	348 x 168 x 98 (mm)

Engineering Education Series

Laser

It is a modular power supply with integrated DC power supply and laser constant current driver. its total power is 300 to 800 W, with RS232 signal communication, while supporting a variety of laser brightness adjustment methods, widely used in education projection, conference projection, engineering projection, billboard projection, stage lights and other occasions.




Key Features

- DC output and constant current laser drive in one
- Several laser brightness adjustment methods
- 360 degree placement
- System fan cooling

Parameter	MPL600-S4	MPL300-E6
Input Voltage	100 to 240 VAC	
Frequency	45 to 65 Hz	
Power Factor	PF > 0.92 @ 220 VAC 100% load	
Input Protection	AC undervoltage protection	
Output Voltage / Current	5 V / 3 A; 12 V / 4 A; 12 VA / 4 A; LD1 / LD2: 45 to 70 V / 3.8 A	5 V / 1 A; 12 V / 6 A; LD1 / LD2: 41 V / 3.5 A
Output Power	610 W	413 W
DC Voltage Regulation Accuracy	± 5%	
Constant Current Regulation Accuracy	± 5%	
Output Protection	OVP, OCP, OSP, OTP	
Efficiency	≥ 85% @ 220 VAC 100% load	≥ 84% @ 220 VAC 100% load
Communication Port	RS232	
Brightness Adjustment	ADJ, PWM, Segmentation	ADJ, PWM
Cooling Mode	Fan cooling	
Operating Temperature	-10 °C to +40 °C	
Dimensions (W x D x H)	260 x 118 x 37 (mm)	231.7 x 191 x 36 (mm)

Laser TV Series

It is a modular power supply with integrated DC power supply and laser constant current driver. With a total power of 200 to 400 W, it has laser constant current driver independent control, support a variety of laser brightness adjustment methods, and widely used in home laser projection, billboard projection, stage lights and other occasions.



Key Features

- DC output and constant current laser drive in one
- DC multiple output
- Low standby power consumption
- System fan cooling


Parameter	
Input Voltage	
Frequency	
Power Factor	
Input Protection	
Output Voltage / Current	
Output Power	374 W
DC Voltage Regulation Accuracy	± 5%
	± 5%
Output Protection	
Efficiency	≥ 85% @ 220 VAC 100% load
Control Accuracy	SPI
Operating Temperature	Fan cooling

0.05% load COE ctn V

Micro-projector + Lighting Series

Laser

It is a modular power supply with integrated DC power supply and LED constant current driver. There are two LED constant current driver outputs, with a total power of 150 to 200 W, which supports adjusting the colour temperature and brightness of the lighting lamps, and is widely used in home chandelier projection and other occasions.



Key Features

- Supports ightlight mode
- DC multiple output
- System fan cooling
- Support adjusting the colour temperature and brightness of the lighting lamps

Parameter	MPL200-JM-CP01	MPL200-JM-ATM
Input Voltage	100 to 240 VAC	
Frequency	45 to 65 Hz	
Power Factor	PF > 0.92 @ 220 VAC 100% load	
Input Protection	AC undervoltage protection	
Output Voltage / Current	3.3 V / 1 A; 18 V / 9.4 A; LED1 / LED2: 30 to 42 V / 0.75 A	17 V / 7.5 A; LED1 / LED2: 28 to 42 V / 0.75 A
Output Power	196 W	160 W
DC Voltage Regulation Accuracy	± 5%	
Constant Current Regulation Accuracy	± 5%	
Output Protection	OVP, OCP, OSP, OTP	
Efficiency	≥ 85% @ 220 VAC 100% load	≥ 84% @ 220 VAC 100% load
Communication Port	SPI	UART
LED Brightness Adjustment	SPI	UART
Cooling Mode	Fan cooling	
Operating Temperature	-10 °C to +40 °C	
Dimensions (W x D x H)	139 x 130 x 22 (mm)	237.8 x 107 x 33 (mm)