


■

2
18



01-08

01
03
05
07
09
11

13-25

13 MIPC1000-80T
15 MPS10020KT-C
17 MPS20020KT-C
19 MIPC1000-100
21 MIPC1000-100C2
23 MIPC1000-160L
25 MIPC1000-135C1

27-29

27 CU
28 CU
29 P C

30

31-32




240 kW





() ()

2000 m 2000 m



[Placeholder for text content, consisting of 14 horizontal grey bars.]

MPS10020KT-C



()

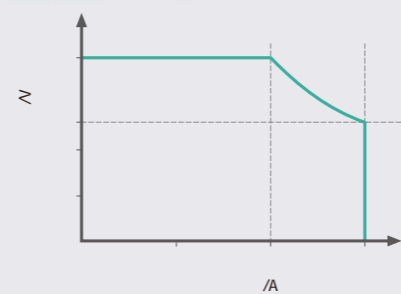
()

--
--
--

-40 ~ +65

-40 ~ +65

MPS20020KT-C



()

()

--
--
--

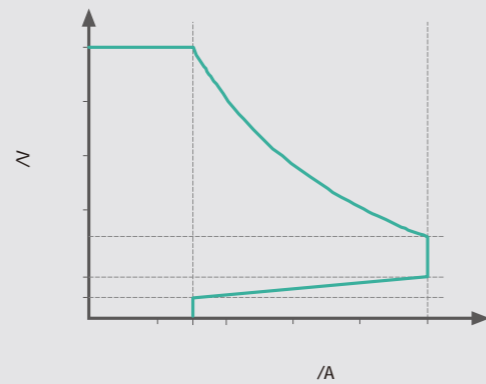
-40 ~ +65
-40 ~ +65

>

1

()

MIPC 1000-100



()

()

--
--
--

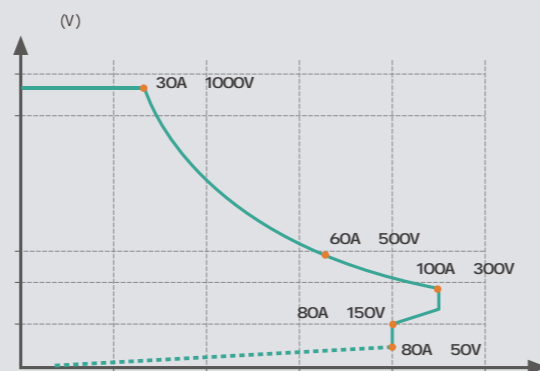
-40 ~ +75
-40 ~ +75

<

1


()

30 kW




	/ 323-456 VAC () 280-480 VAC ()
	> 0.99 @ 50%-100% 5% @ 50%-100% @ 380
	± 1% (20%-100%)
	- -
	-40 ~ +75 -40 ~ +75 5-95%
	2000 m, 4000 m 100 m 1
	300,000
	4.2 kVDC - 3.5 kVDC - 3.5 kVDC - 4.2 kVDC -CAN 4.2 kVDC -CAN
/	,
/	,
	,
(W x H x D)	459 mm ()


40 kW



(CCU)




(TCU)




POS M1 QR



4G WIFI



(PLC



R&D

>3000

35% ▽

1990

↑ 2024 400+

&

32

• 9

38

• 28



CNAS TUV UL-WTDP UL-CTF



QDM

DEM

